



ANJA DERKITS

*Product Owner*



ANJA DERKITS  
*Product Owner*

STAMP finity










1 mm ✖

1 cm

1 dm

1 m




1000 mm = 100 cm  
100 cm = 10 dm  
10 dm = 1 m

1 m = 1 BABYELEFANT

275 + 275

ÖSTERREICH



 = 1 METER

**DISTANZ,**  
DIE UNS  
VERBINDET.

M. FÜLLERER 2020

1000 mm = 100 cm  
100 cm = 10 dm  
10 dm = 1 m  
1 m = 1 BABYELEFANT

275 + 275  
ÖSTERREICH  
= 1 METER  
**DISTANZ,**  
DIE UNS  
VERBINDET.

1 mm





# CRYPTO STAMP



# CRYPTO STAMP



# CRYPTO STAMP

2019







2023




## INTERNATIONAL PARTNERS





# CRYPTO STAMP

A physical stamp with a digital counterpart in a blockchain issued by or on behalf of a designated postal operator.





**LET'S EXPLORE THE ATONOMY OF THE**  
**CRYPTO STAMP**















## POSTAGE STAMP

- Easy peel off
- Real gumming
- Precise contour
- Used for shipping





## CARD FRONT


- Holds stamp
- Extended canvas
- Increases durability
- Trading card feeling



## **BLACKOUT**

- Security (screening prevented)





## **ENCRYPTED NFC-CHIP**


Authenticity verification

- Tamper proof
- Integrated certificate

# BLOCKCHAIN SECURITY



TRANSPARENT



UNIQUE



CONSISTANT




**ENCRYPTED NFC-CHIP**

Authenticity verification


- Tamper proof
- Integrated certificate





# BLOCKCHAIN SECURITY




# BLOCKCHAIN SECURITY



ENCRYPTED  
Authenticity  
per product  
- Integrated certification






## **ENCRYPTED NFC-CHIP**

Authenticity verification


- Tamper proof
- Integrated certificate






## **PRE GENERATED WALLET**

Low entrance barrier

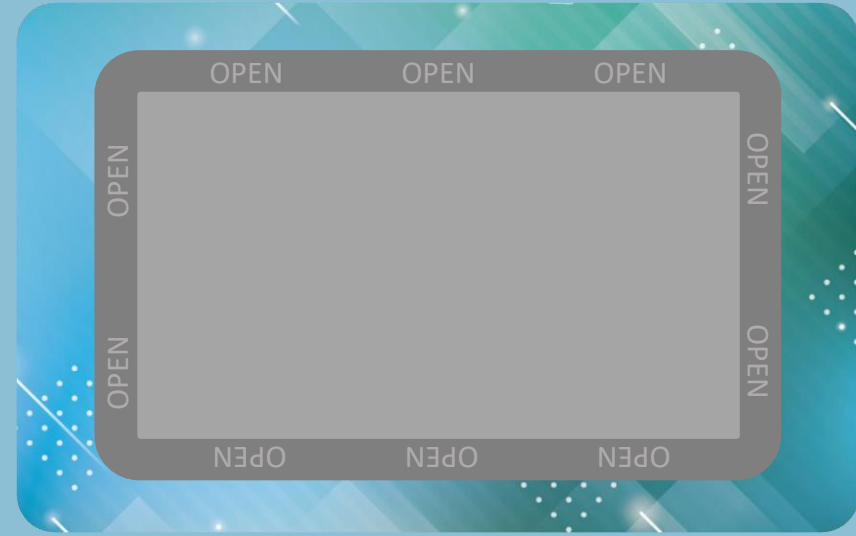




## **PRE GENERATED WALLET**

Low entrance barrier

- NO APP
- NO REGISTRATION
- NO WALLET GENERATING
- NO KNOWLEDGE NECESSARY
- NO HIDDEN COST



## BACK OF THE CARD

- Private key for easy transactions
- Security label hides code
- Indicates if opened before  
(security on secondary market)





NOW LET'S ACTIVATE OUR

CRYPTO STAMP

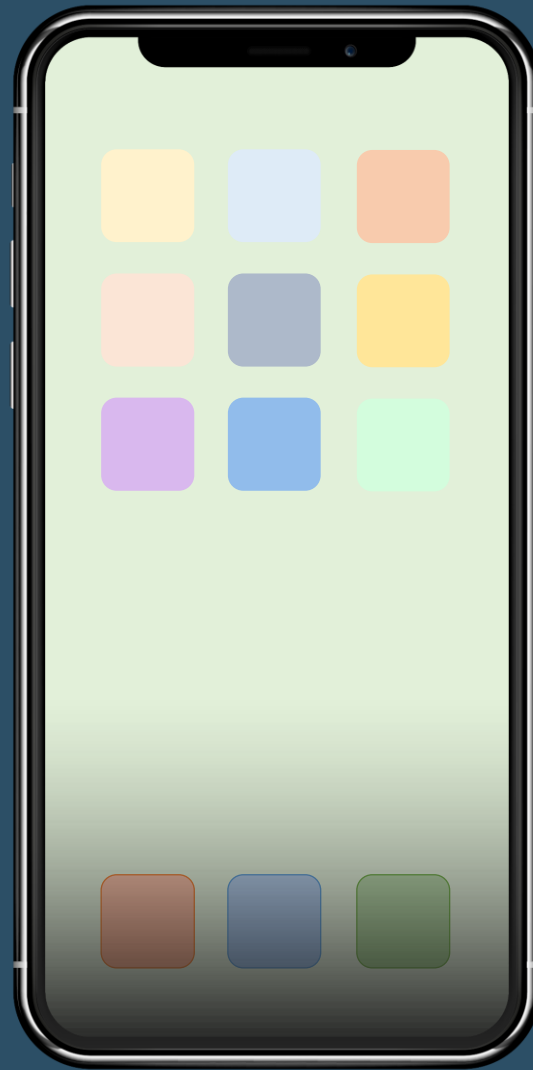



STAMPfinity  
CRYPTO STAMP

COLLECT THE  
DIFFERENCE



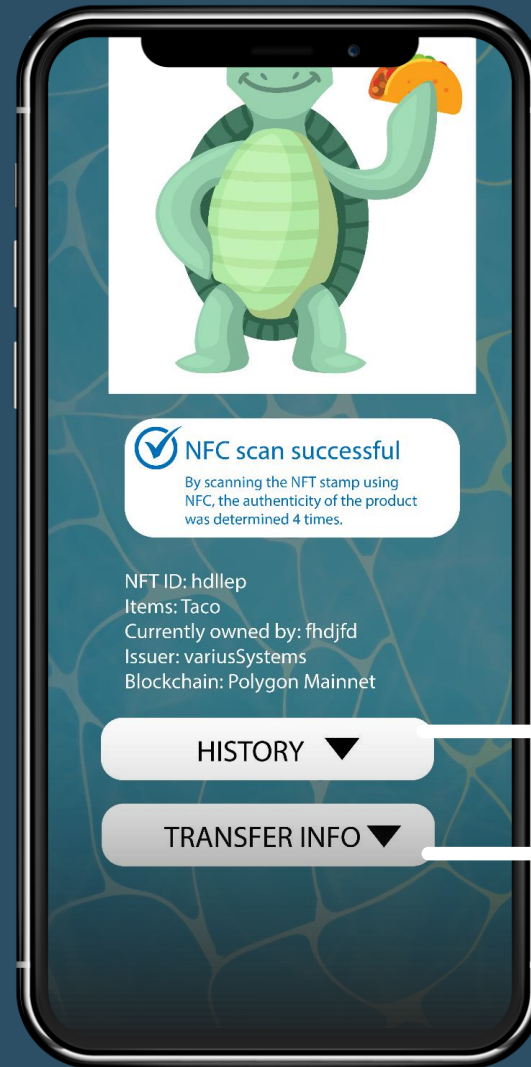






REVEAL YOUR NFT

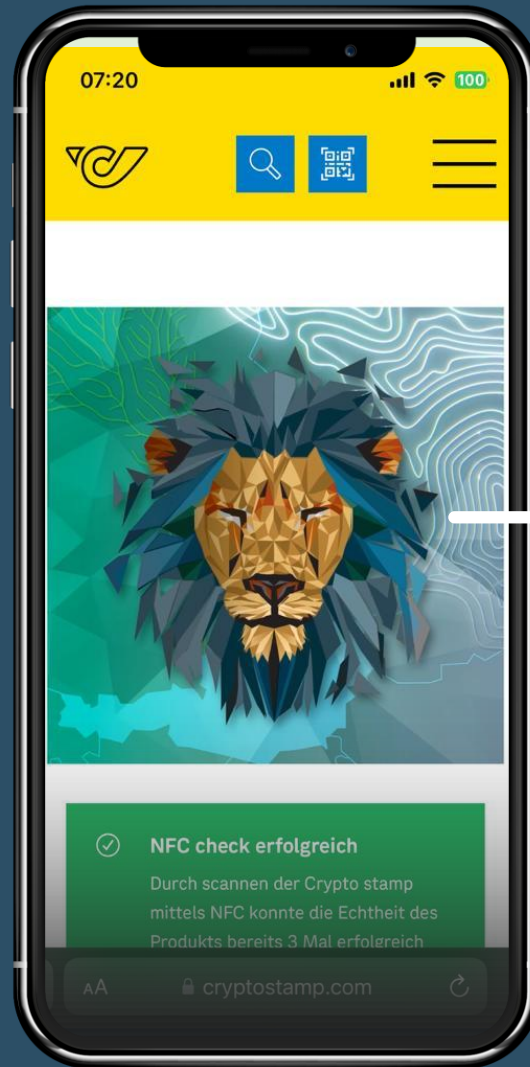
CERTIFICATE OF AUTHENTICITY



OWNERSHIP

TRADING





RARITIES

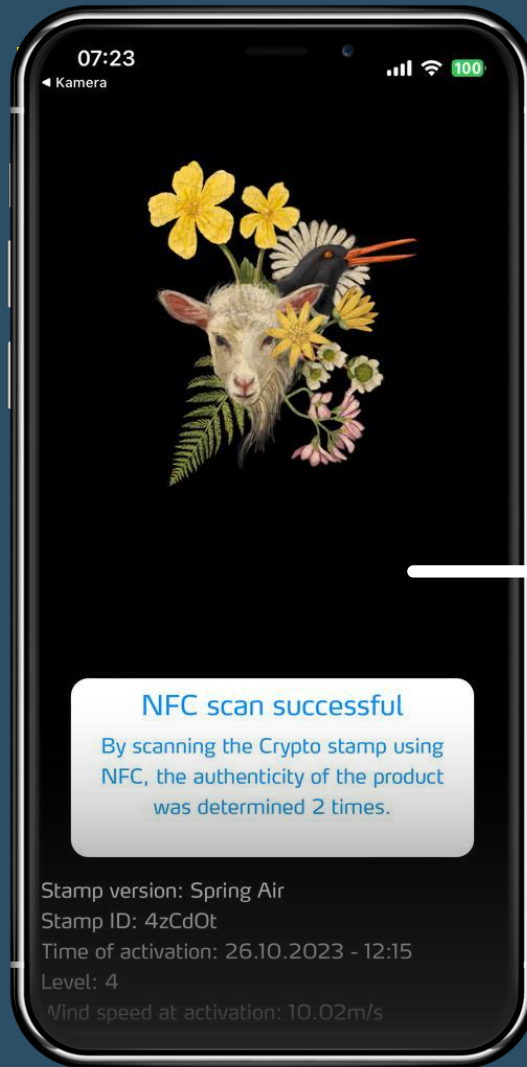




COBRANDED







INTERACTIVE ORACLE

A black smartphone is centered on a dark blue background. The phone's screen is black and displays the text "What comes next?" in white, bold, sans-serif font. The phone has a thin silver or light-colored bezel. The background has white circular shapes on the left and right edges, resembling punch holes in a document.

**What comes next?**





GOLD EDITION

1. Verify authenticity:  
The Crypto stamp contains a locked cryptographic NFC-chip. Hold your Crypto stamp up to your smartphone. Any smartphone with NFC capability can read the chip. Please check your smartphone's description for the exact NFC positioning.


2. Zwillings aufdecken:  
Jede Crypto stamp Gold Edition hat einen digitalen Zwilling in der Blockchain. Um diesen aufzudecken, ist eine Aktivierung notwendig. Scannen Sie den QR-Code auf der Vorderseite oder geben Sie den Code [A] auf der Webseite ein.

3. Digitale Sammlung verknüpfen:  
Auf cryptostamp.com können Sie Ihre Crypto stamp-Sammlung anlegen, erweitern und auch an andere Besitzer\*innen übertragen. Dafür benötigen Sie die sogenannte „Secret Word List“. Diese sehen Sie, wenn Sie Code [2] aufdecken. Scannen Sie den QR-Code oder geben Sie Ihre „Secret Word List“ auf der Webseite ein. Bewahren Sie diese gut auf und teilen Sie diese nicht mit anderen.

1. Verify authenticity:  
The Crypto stamp contains a locked cryptographic NFC-chip. Hold your Crypto stamp up to your smartphone. Any smartphone with NFC capability can read the chip. Please check your smartphone's description for the exact NFC positioning.

2. Discover the digital twin:  
Every Crypto stamp has a digital twin in the blockchain. The stamp must be activated to discover the digital twin. Scan the QR code on the front or enter code [1] and code [A] on the website.

3. Link to your digital collection:  
At cryptostamp.com you can create your collection, add Crypto stamps to it, and even transfer them to other users. For this you need the „Secret Word List“. You can view this when you reveal code [2]. Scan the QR code or enter the Secret Word List on the website. Keep it somewhere safe and don't share it with anyone else.





STAMP finity

*Let's connect*

